

Sample Candidate

Test ID: 273960066914884 |  sc1@donotemail.com

Test Date: Dec 22, 2020

MS Office Basic Computer Literacy (Simulation)

99 %tile




Score: **87/100**


MS Office Basic Computer Literacy (Simulation)

 **99** %tile

Basic Computer Operations




Internet Ability



MS Excel



MS Word






MS PowerPoint



Score Interpretation

- **%tile:** This notation indicates a percentile score. The percentile score is a normed score indicating how well the candidate performed when compared to those in the comparison group. For example, an overall percentile score of 60 indicates that a candidate scored better than 60% of the people in the comparison group.
- **/100:** This notation indicates an absolute score. All subsection scores are absolute scores based on the number of correct questions within that subsection. For example, a subsection score of 60 indicates that a candidate answered 60% of the questions in that subsection correctly.

The color coding in this report is as given below:

-  Scores between 71 and 100
-  Scores between 31 and 70
-  Scores between 0 and 30